

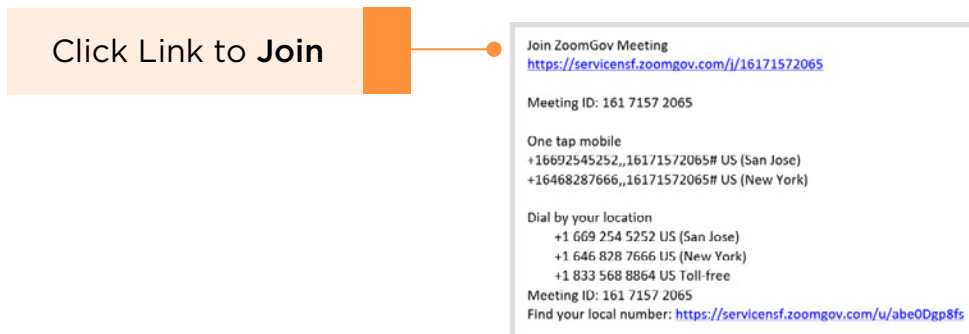
HOW TO JOIN A ZOOM MEETING | PANELIST



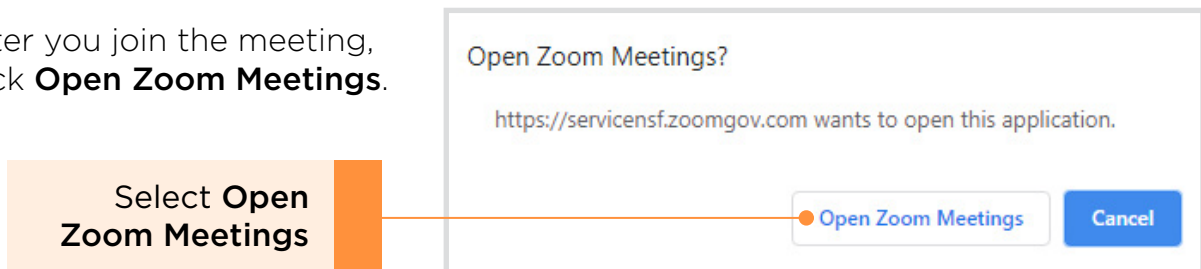
FOLLOW THE INSTRUCTIONS BELOW TO JOIN A ZOOM MEETING.

- 1 Click on the link provided in your email invitation.

You will be prompted to download and run the **Zoom Meeting Application** the first time. Once installed, the Zoom app will launch automatically when you click links to Zoom meetings.




After you join the meeting, click **Open Zoom Meetings**.



- 2 A window will pop up. If the host hasn't started the meeting yet, the window will indicate "Please wait for the host to start this meeting." When the host starts the meeting, you will automatically be joined with your audio and video.

- 3 To connect to audio, select either Phone Call, Computer Audio, or Call Me. Select **Computer Audio** and then click **Join with Computer Audio**.



HOW TO JOIN A ZOOM MEETING | PANELIST



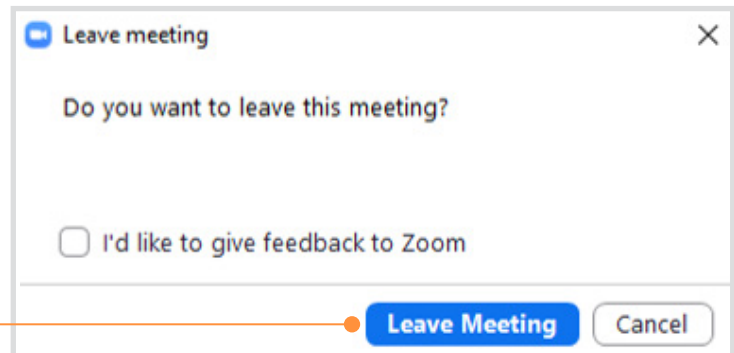
4 To turn your camera on or off, click the video camera icon in the lower left corner of your screen to **Start** or **Stop** Video.



Select **End Meeting**

Select **Start or Stop Video**

5 To leave the meeting, click **Leave Meeting** in the lower right hand corner of your screen.



Select **Leave Meeting**

Leave Meeting

Cancel